



Test Report

Customer: SGL CARBON GmbH
Werner-von-Siemens-Str. 18
DE - 86405 Meitingen

Project number (amtec): 304 975
Report number: 304 975 2/-

Test procedure: API Specification 6FB (dated May 2019)

Material: flat gasket – SIGRAFLEX iNXT V20010C5N

Date: September 20th, 2022
Pages: 5
Appendices: 7

Author: 
B. Eng. C. Six
Test Engineer

Approval: 
Dipl.-Ing. F. Herkert
Head of Laboratory

Test results are only relevant to the test objects submitted.

This test report may only be reproduced in an unabridged version. A publication in extracts needs a written approval by amtec. AMTEC Advanced Measurement Messtechnischer Service GmbH is an accredited test laboratory certified by the DAkkS German Accreditation Body GmbH according to DIN EN ISO/IEC 17025:2018. The accreditation is only valid for the test methods specified in the certificate.

1. Subject of Investigation

The following documents and samples were submitted to amtec.

The subject of investigation was a flat gasket manufactured by SGL CARBON GmbH which is customer named:

- SIGRAFLEX iNXT V20010C5N.

SIGRAFLEX iNXT V20010C5N is a flat gasket with a flexible graphite gasket sheet reinforced with a 0.05 mm thick flat stainless steel foil.

Samples receipt: August 1st, 2022.

2. Goal of Investigation

The goal of the investigation was the qualification of the gasket material SIGRAFLEX iNXT V20010C5N in accordance to the API Specification 6FB (dated May 2019): API Specification for Fire Test for End Connections.

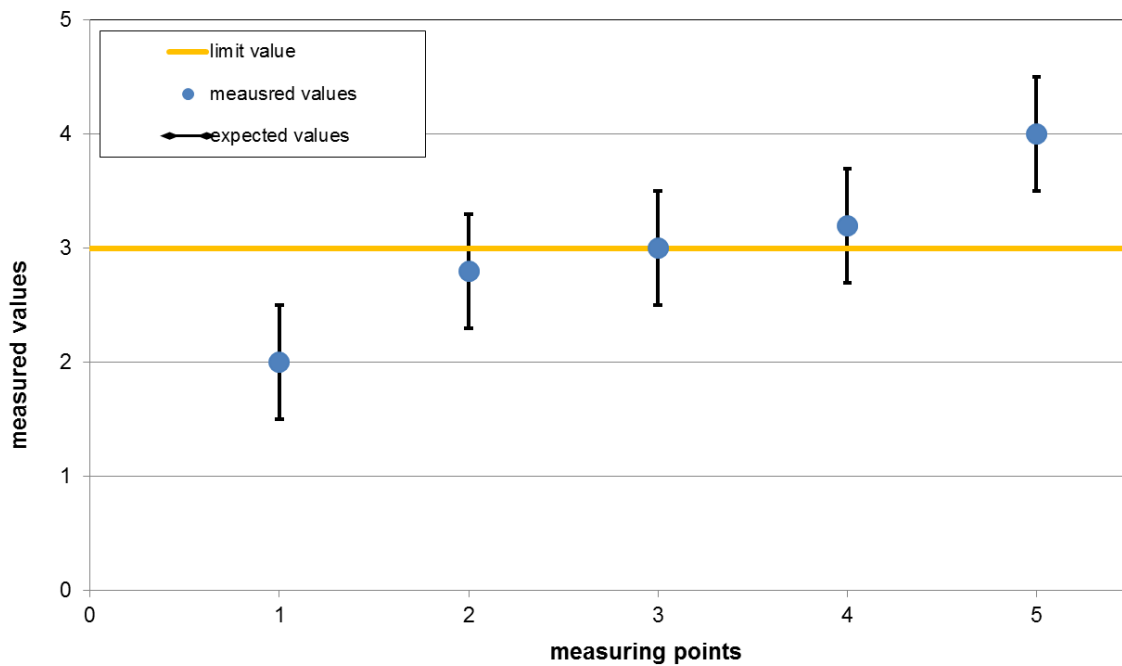
The API Specification 6FB describes the testing procedure and evaluation of the performance of API end connections when exposed to fire.

2.1 Declaration of conformity in the test laboratory of amtec

A declaration of conformity is a written confirmation at the end of a conformity assessment in which the amtec test laboratory for a specific examination bindingly declares and confirms that the product sample has a specified property. The properties are usually specified by limit values in standards, technical specifications or test methods.

For declarations of conformity in the amtec test laboratory the following decision rules have to be considered. The decision rules are explained in an example.

In the following test, a limit value of ≤ 3 should be reached.



conformity assessment		√ = pass x = fail			
measuring points	1	2	3	4	5
decision rule	√ = pass	√ = pass	x = fail	x = fail	x = fail

In the example above, measurement points 1 and 2 are a positive conformity statement, the measuring points 3, 4 and 5 are a negative conformity statement.

The standard deviations of the different physical parameters pressure, temperature, and leakage can be found in the protocols of the last maintenance of each test rig.

3. Test Specimen

The dimension of the test specimen was: 6" CLASS 300

Geometry of the graphite gasket element: 250.89 mm x 169.29 mm x 2.09 mm

4. Testing Equipment

The gasket test was carried out on the following testing equipment in the laboratory of amtec:

Fire Test: TEMES fire.safe Ident No. 010595

A photo and the schematic view of the testing equipment are shown in **appendices 1 and 2**.

The Fire Safe Testing Device is used to maintain a fire for a period of 30 minutes.

Depending on the type of test, different flanges and valves can be tested.

For this test the following components were used:

- Blind flanges ASME B 16.5, 6" CLASS 300, RF / Ra 3.2 – 6.3 μm (125-250 μin), ASTM A 105
- Stud bolt, Grade B7, ASME B18.2.1, $\frac{3}{4}$ " - 10 UNC x 5
- Hexagon nuts, Grade 2H ; ASME B18.2.2, $\frac{3}{4}$ " - 10 UNC
- Washers, $\frac{3}{4}$ " hardened 45 HCR

The water pressure is measured by a pressure transducer; the water volume is measured with a scale. The temperature of the fire is measured with 6 different thermocouples and with 5 calorimeters which are shared around the flange or valve. The control of the fire is done by a controller. Software is used for data logging and online evaluation.

5. Test Procedure

The Fire Test according to API Specification 6FB (dated May 2019) requires that any sealing end connection hold for 30 minutes in a flame condition and hold for a cool down period. After the assembly is cooled down to room temperature the line is depressurized and then re-pressurized. During all facets of the test the gasket must not exceed an API proscribed leak rate.

In the Fire Test a 6" CLASS 300 flange is pressurized with a test pressure of 75% of the API rated working pressure. The test pressure is maintained during the burn and cool-down period. After 5 minutes a fire is established and the flame temperature is monitored. The average of the thermocouples must reach 760 °C within 2 minutes and maintain the average temperature between 760 °C to 982 °C with no reading less than 704 °C until the average of the calorimeter temperature reaches 649 °C.

The average of the calorimeter shall reach 649 °C within 15 minutes. The burn period shall last for 30 minutes. After the burn period the connection is air cooled down to 100 °C or less. After cooling down the flange is depressurized and the pressure is increased again to the test pressure and held for 5 minutes.

The maximum leak rate is 1 ml/inch/min of mean gasket circumference.

6. Results

Test date: September 1st, 202.

In API Specification 6FB the flat gasket SIGRAFLEX iNXT V20010C5N was mounted in a 6" CLASS 300 flange with hydraulic spanners to a bolt load of 70.5 kN which means a total load of 846.05 kN and a gasket surface stress of 60 MPa.

After that the flange was pressurized with an internal pressure of 40 bar. The test medium was water. After 5 minutes flame impingement starts for a period of 30 minutes, see **appendices 3 to 6**. During burning period the flame temperature was nearly constant. After 30 minutes of burning the flange was cooled down to a temperature less than 100 °C and the system was depressurized and the pressure was increased to 40 bar again.

During burning period a leak rate of 0.16 ml/inch/min could be measured and during complete pressurization with water a leak rate of 0.03 ml/inch/min was measured. During the pressure test after cooldown a leak rate of 0.28 ml/inch/min was measured.

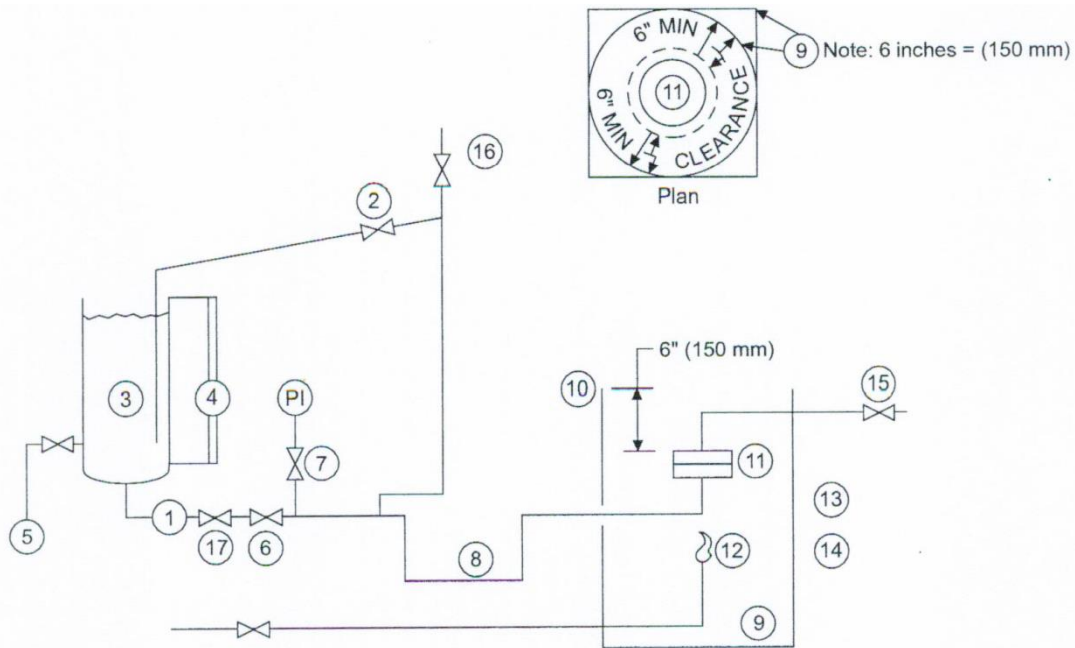
All leak rates are below the allowable leak rate of 1 ml/inch/min and therefore the flat gasket SIGRAFLEX iNXT V20010C5N **passed** the Fire Test according to API Specification 6FB (dated May 2019)

7. Photo documentation

In **appendix 7** photos of the gasket specimen SIGRAFLEX iNXT V20010C5N before and after the Fire Test are presented.



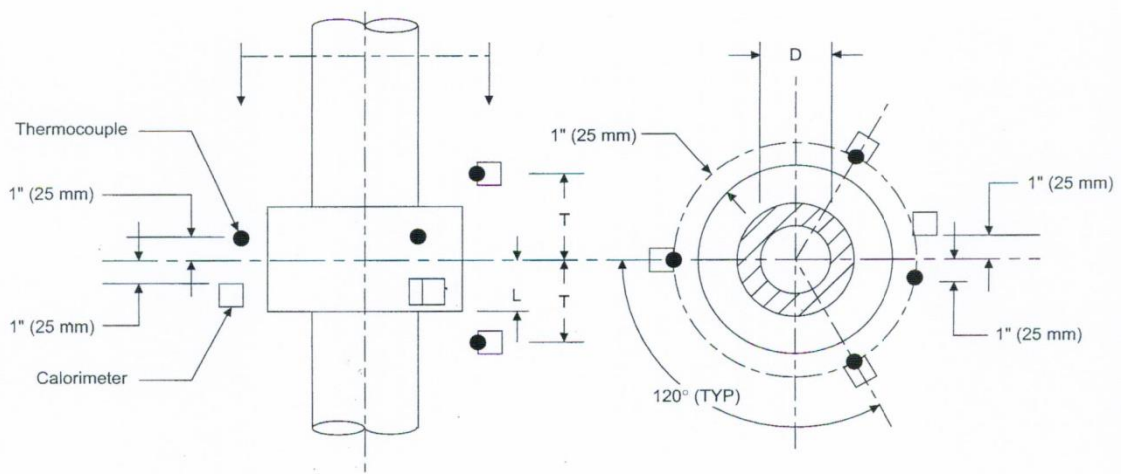
Fire Safe Testing Device



Legend

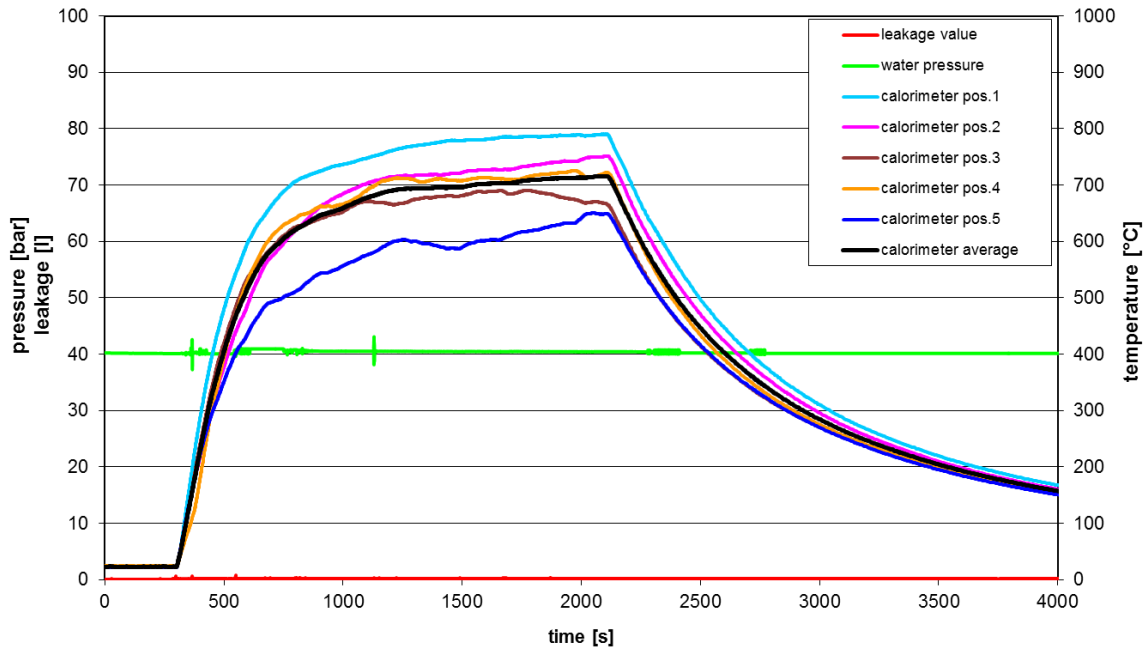
- | | |
|---|---|
| 1. Pressure source | 10. Minimum height of enclosure shall be 6 inches above the top |
| 2. Pressure regulator and relief | 11. Test connection mounted horizontally |
| 3. Vessel for water | 12. Fuel gas supply |
| 4. Calibrated sight gauge | 13. Calorimeter cubes |
| 5. Water supply | 14. Flame temperature thermocouple |
| 6. Shutoff valve | 15. Shutoff valve |
| 7. Pressure gauge | 16. Vent valve |
| 8. Piping arranged to provide vapour trap | 17. Check valve |

Schematic System for Fire Testing of End Connections



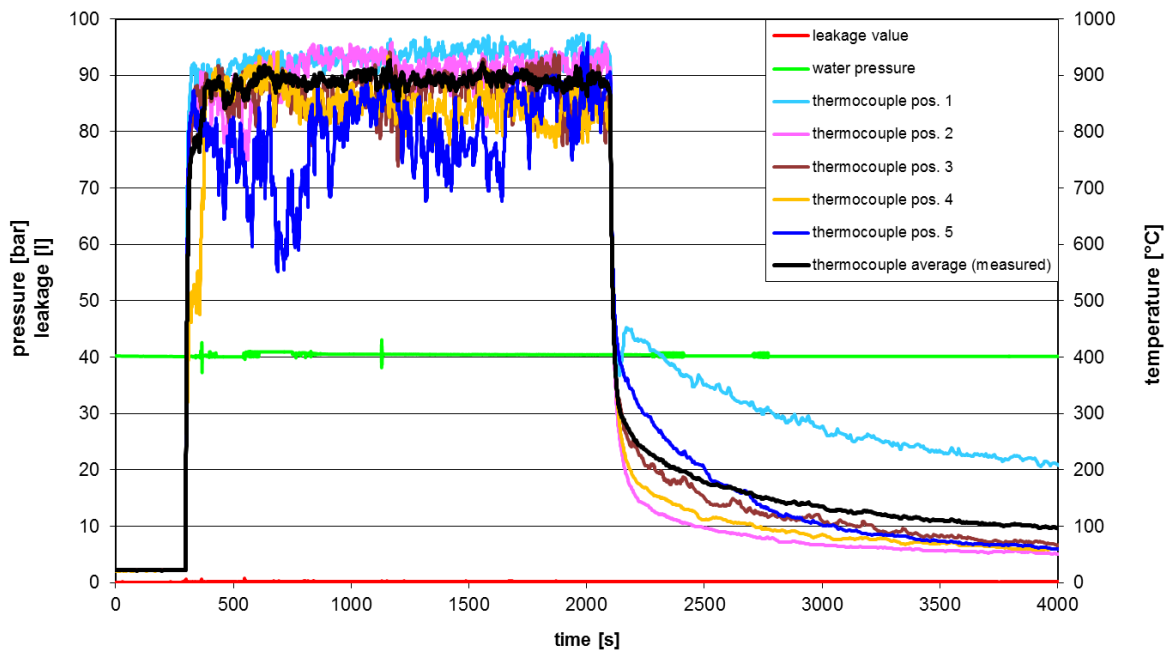
Location of Thermocouples and Calorimeters – Onshore Condition

Course of Test Fire Safe Test
 SGL SIGRAFLEX iNXT V20010C5N 01.09.2022 - 60 MPa
 22-575



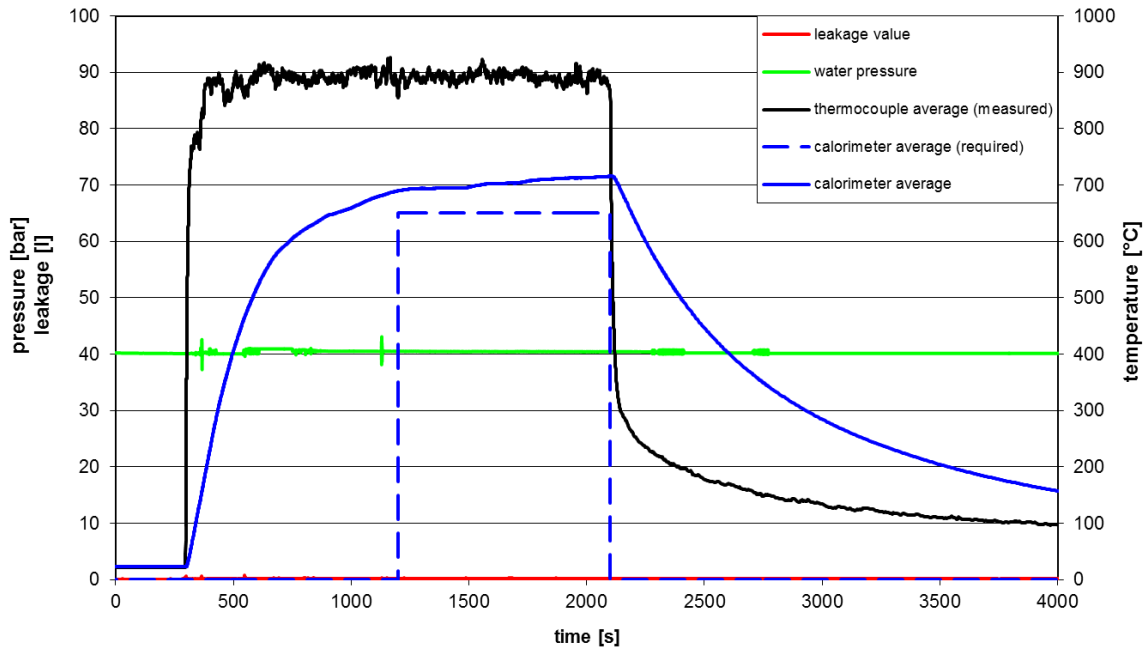
API Specification 6FB - calorimeters

Course of Test Fire Safe Test
 SGL SIGRAFLEX iNXT V20010C5N 01.09.2022 - 60 MPa
 22-575



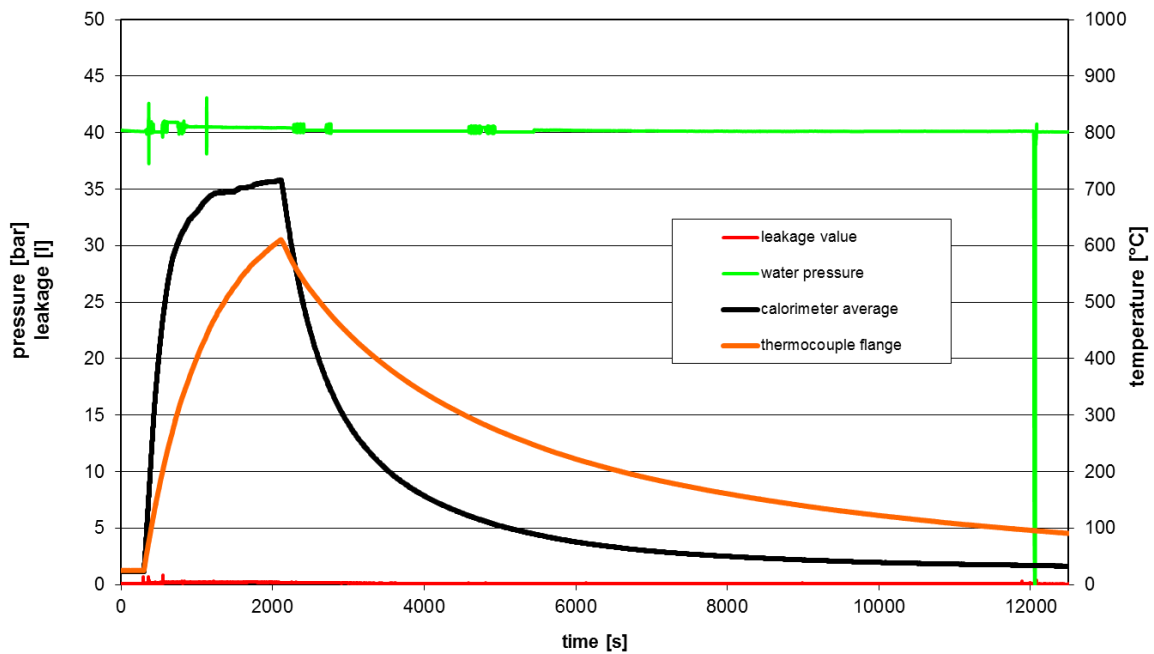
API Specification 6FB – thermocouples

Course of Test Fire Safe Test
 SGL SIGRAFLEX iNXT V20010C5N 01.09.2022 - 60 MPa
 22-575

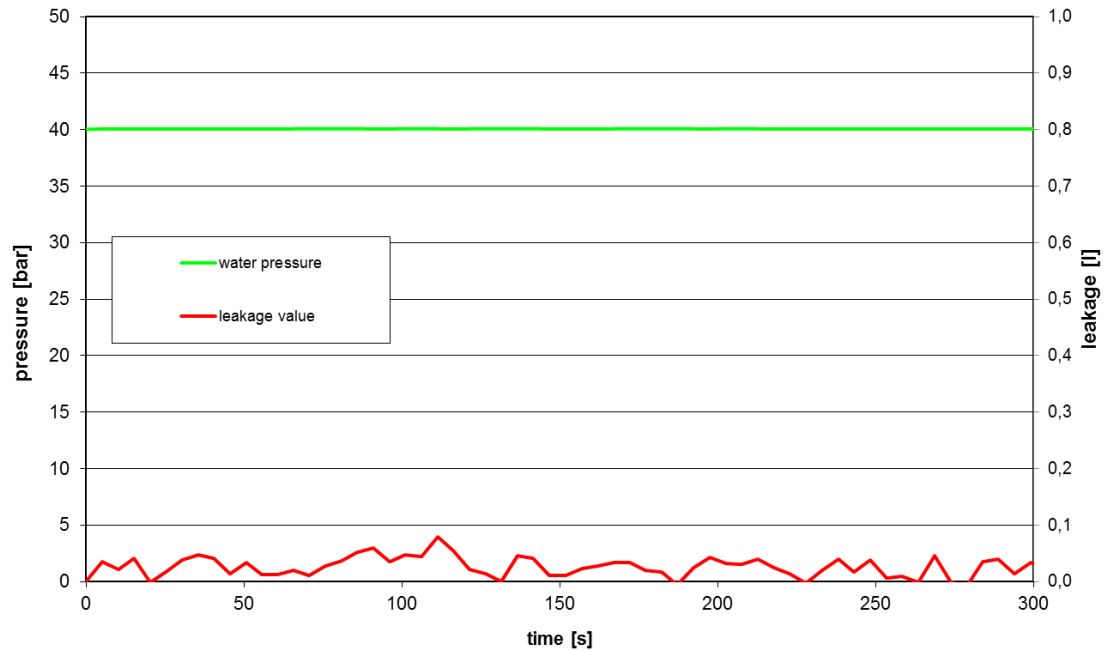


API Specification 6FB – thermocouple and calorimeter average

Course of Test Fire Safe Test
 SGL SIGRAFLEX iNXT V20010C5N 01.09.2022 - 60 MPa
 22-575



API Specification 6FB – medium and flange

Course of Test Fire Safe Test
SGL SIGRAFLEX iNXT V20010C5N 01.09.2022 - 60 MPa
22-575**API Specification 6FB – pressure test**

SGL CARBON GmbH – SIGRAFLEX iNXT V20010C5N 304 975**Fire Safe Test 22-575 SGL SIGRAFLEX iNXT V20010C5N**

01.09.2022

geometries of gasket and flanges

bolts	12
OD gasket	250.9 mm
ID gasket	169.3 mm
height gasket	2.1 mm
material gasket	Graphite
mean gasket circumference total	605.1 mm
contact area total	14100.81 mm ²
OD flange raised face (NPS 6 Class 300)	215.9 mm
leak rate criteria	1 ml / inch / min

test conditions

testrig	TEMES fire.safe
name	010595
test procedure	API Specification 6FB
dated	05/2019
cooldown	air cooled

bolts, nuts, washers

type of bolts	3/4" - 10 UNC
nuts	3/4" - 10 UNC
grade	B7
washers	3/4" hardened 45 HCR

calculation of gasket stress

hydraulic mounting device	
force per bolt	70.50 kN
force total	846.05 kN
gasket stress sealing element	60.00 MPa

calculation of leak rate of complete test


start value scale	29.02 kg
end value scale	28.91 kg
start test	10:26:13
end test	13:35:51
test duration (min)	189.62 min
leakage	117.90 ml
leak rate	0.03 ml / inch / min
requirement	passed

calculation of leak rate of burning period

start value scale	29.02 kg
end value scale	28.91 kg
start test	10:26:13
end test	10:56:13
test duration (min)	30 min
leakage	117.90 ml
leak rate burning period	0.16 ml / inch / min

calculation of leak rate of pressure test after cooldown

start value scale pressure test	29.01 kg
end value scale pressure test	28.98 kg
start pressure test	13:42:40
end pressure test	13:47:40
test duration (min)	5 min
leakage	33.60 ml
leak rate pressure test	0.28 ml / inch / min
requirement	passed



SIGRAFLEX iNXT V20010C5N before testing



**SIGRAFLEX iNXT V20010C5N after Fire Test 22-575
according to API Specification 6FB**